NM12-135L

12V135Ah / 10hr rate

BATTERY Genergy

Introduction

Genergy NML (Long life) Series is designed for solar and renewable energy system. The series is featured of its long service life. It is widely used in solar and wind power system, UPS and power utility.

Battery Features

- Absorbent Glass Mat (AGM) Technology for efficient gas recombination of up to 99% maintenance free and fixed orifice plate pasting technology
- Low self-discharge
- Fully tank formed plates
- Low impurity electrolyte
- Flame retardant ABS casing with UL94-V0 is available upon request.
- Very high purity lead

Electrical Specification

Design floating Life @ 25°C (77°F)	10 years
Nominal Capacity @ 25°C /77°F	
20 hour rate 6.95A to 1.75Vpc	139 Ah
10 hour rate 13.56A to 1.75Vpc	135.6 Ah
Internal Resistance	
(Fully charged battery @ 25°C /77°F)	5mΩ
Max. Discharge Current @ 25°C /77°F	1350 A (5S)
Charge Methods: Constant voltage charge @ 25°C /77°F	
Cycle Use	14.7 ~ 14.9V
Max. Current	33 A
Standby Use	13.6 - 13.8V
Operating Temperature Range	-30 ~ 50°C

Notes: battery voltage must be adjusted according to temperature. Please refer to our recommendation.

Self-Discharge

<3% of capacity declined per month @ 25°C (77°F).

Battery Picture & Terminal Layout

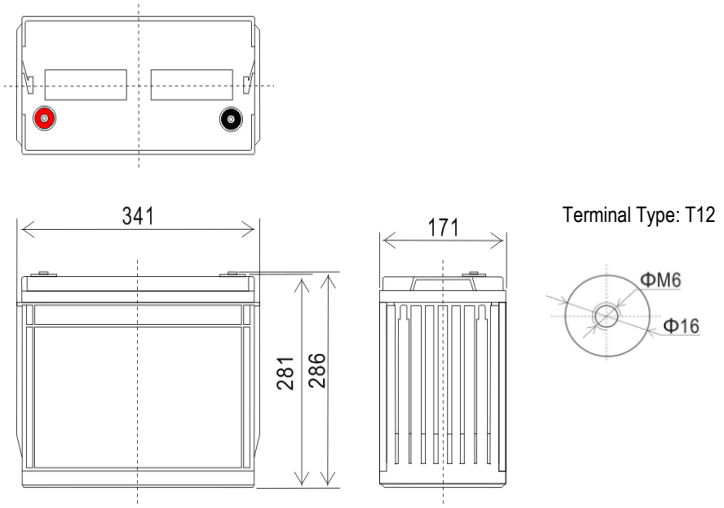

Dimension & Weight

Dimension (± 2mm)				Weight
Length	Width	Height	Total Height	(± 2%)
341 mm	171 mm	283 mm	288 mm	41 kg
13.4 inch	6.7 inch	11.1 inch	11.3 inch	90.4 lbs

Typical Applications

- Solar/Wind Energy System
- Power Utility
- UPS/EPS

Certificates

Constant Current Discharge (Amperes @ 25°C /77°F)

V/cell	10min	15min	20min	25min	30min	35min	40min	45min	50min	55min	1hr	2hr	3hr	4hr	5hr	10hr	20hr
1.60	275.85	210.57	181.91	153.24	129.71	128.57	119.90	111.96	104.68	98.39	99.24	53.80	38.28	31.79	25.99	13.89	7.02
1.65	261.94	199.95	173.67	147.39	126.23	125.17	116.92	109.40	102.55	96.68	97.89	52.76	37.55	31.13	25.40	13.82	7.02
1.70	251.12	191.69	166.81	141.93	122.18	121.03	113.10	105.88	99.36	93.82	95.19	50.98	36.68	30.39	24.80	13.69	7.02
1.75	239.53	182.85	159.37	135.89	117.54	116.46	109.07	102.35	96.38	91.37	93.17	49.57	35.88	29.73	24.26	13.56	6.95
1.80	227.17	173.41	151.53	129.66	112.90	111.78	104.82	98.51	92.97	88.40	90.48	47.79	35.02	28.99	23.66	13.20	6.88

Constant Power Discharge (Watts/cell @ 25°C /77°F)

V/cell	10min	15min	20min	25min	30min	35min	40min	45min	50min	55min	1hr	2hr	3hr	4hr	5hr	10hr	20hr
1.60	479.06	365.69	321.83	277.96	242.30	240.79	223.68	207.94	193.31	180.96	180.92	99.46	72.38	60.05	49.46	27.71	14.62
1.65	462.06	352.72	311.05	269.39	235.93	234.42	217.95	202.82	188.84	177.13	177.56	97.44	71.71	59.39	48.79	27.45	14.62
1.70	444.29	339.15	299.50	259.84	228.39	226.97	211.36	197.05	183.94	173.09	174.19	95.09	70.38	58.36	48.06	26.91	14.42
1.75	424.97	324.41	286.96	249.52	220.28	218.90	204.14	190.65	178.40	168.42	170.14	92.07	68.38	56.92	47.19	26.71	14.16
1.80	404.11	308.48	273.45	238.42	211.59	210.18	196.29	183.61	172.22	163.11	165.43	88.81	66.58	55.49	46.12	26.44	14.03

Subject to revision without notice. Please contact our sales representatives for latest version.

Web: www.genergybattery.com | **Email:** sales@genergybattery.com

NM12-135L

12V135Ah / 10hr rate

Graphs

Charge Characteristic Curve

Constant Voltage Charging Characteristic (25°C)

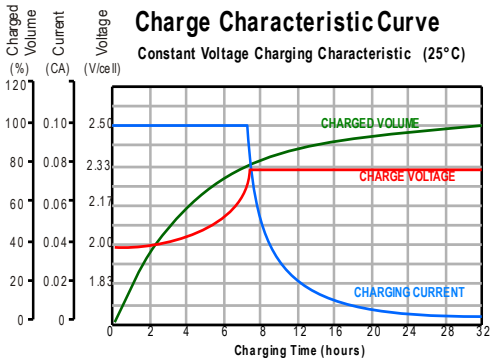

Discharge Characteristic (25°C)

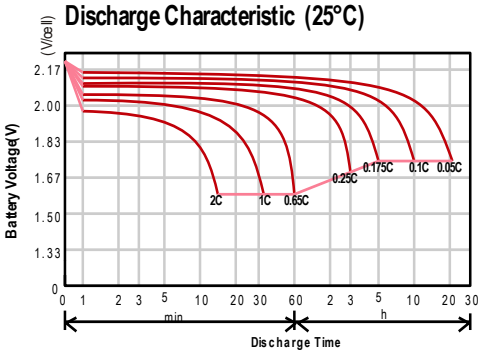

Temperature Effects On Float Life

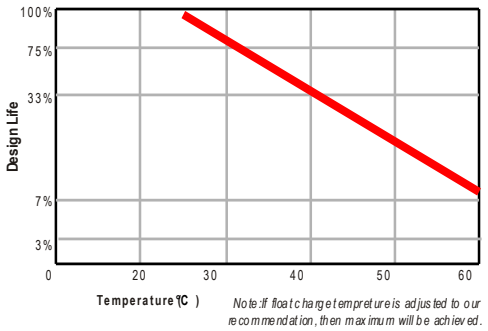

Cycle Service Life V.S. Depth Of Discharge

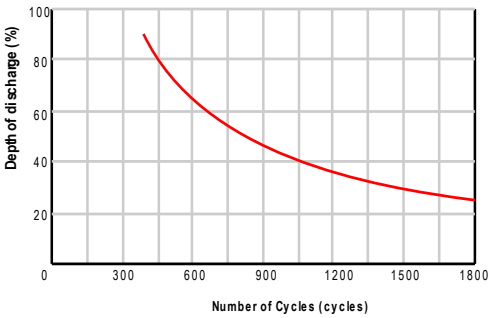

Charging Voltage V.S. Temperature

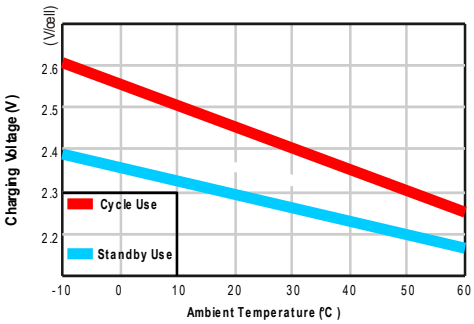

Self-Discharge Characteristic

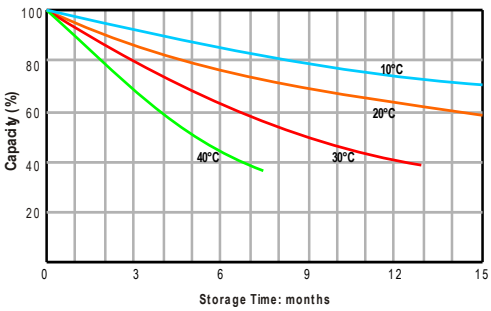

Life Characteristics Of Standby Use

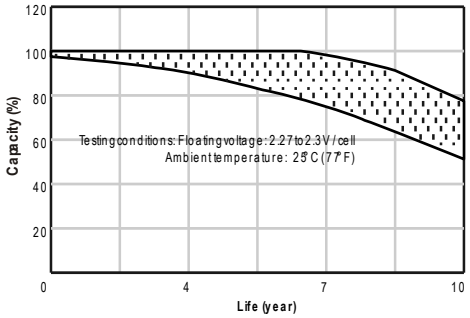
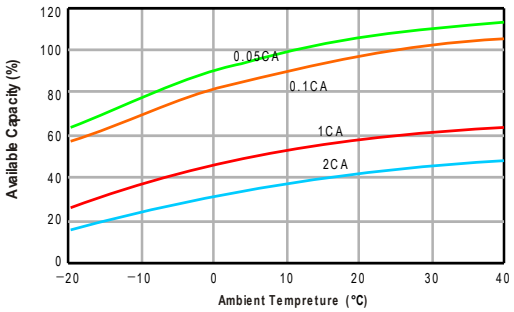
Temperature Effects On Capacity